

Make a Difference

BUY SOMETHING ON MY

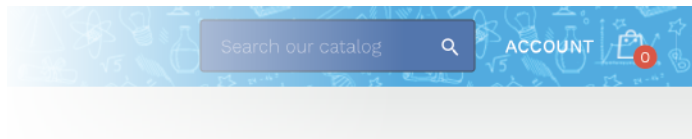
Teacher's
Wish List

Your kids will thank you

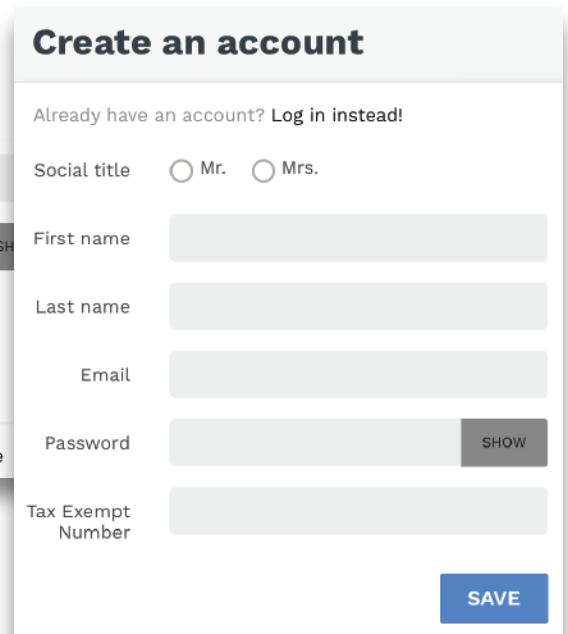
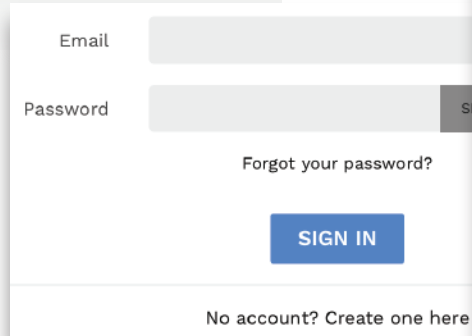
Sharing Your Wish List of Items With Someone

If you'd like to shop on our website, and someone else has offered to pay for your items, follow these instructions.

Sign In Or Create a New Account



Click **Account** in the upper right corner of the website.
Sign in, or create an account.



Add Items to your Wish List

Click **Wishlist** on any item's page or quick view. You'll be asked to sign in if you haven't already.



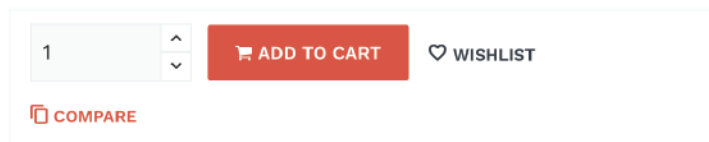
Product Number: CD-140087

Share [f](#) [t](#) [G+](#) [@](#)

Write a review

\$9.99

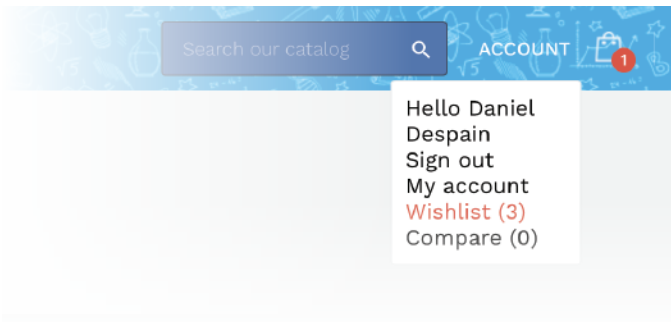
Featuring adorable pictures and beginning words, Learning to Read: First Words entices early readers to make the connection b...



Edit Your Wish List(s)

Click **Account** in the upper right corner of the website.

Choose **Wishlist (#)**.



Name	Quantity	Created	Direct Link	Default	Delete
Kinder Camp stuff	2	2019-05-22 14:58:01	View	<input type="checkbox"/>	
My wishlist	1	2018-12-10 9:27:52	View	<input checked="" type="checkbox"/>	
Space Science Unit	4	2019-07-18 10:01:36	View	<input type="checkbox"/>	
List for PTO Secretary	4	2019-08-26 12:27:13	View	<input type="checkbox"/>	

[← Back to Your Account](#)

Name	Quantity	Viewed	Created	Direct Link	Default	Delete
Kinder Camp stuff	2	0	2019-05-22 14:58:01	View	<input type="checkbox"/>	
My wishlist	1	12	2018-12-10 9:27:52	View	<input checked="" type="checkbox"/>	
Space Science Unit	4	0	2019-07-18 10:01:36	View	<input type="checkbox"/>	
List for PTO Secretary	4	0	2019-08-26 12:27:13	View	<input type="checkbox"/>	


[➤ Send this wishlist](#)

Choose a wish list from the list.

You can create more than one wish list if you'd like.

You can change the quantities or move items among wish lists.

Click on **Send this wishlist** to send it by email.




Quantity

2

SAVE

MOVE




Quantity

1

SAVE

MOVE



Quantity

1

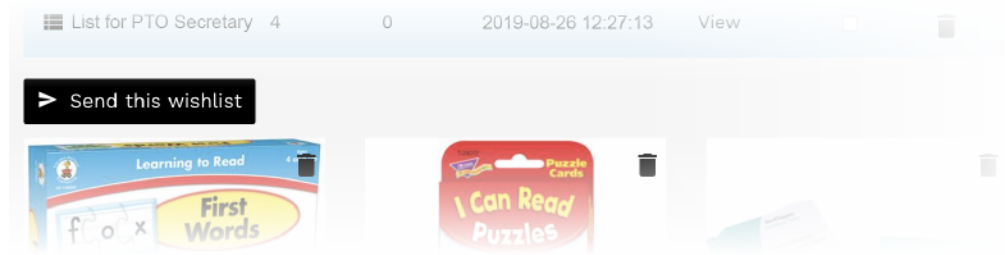
SAVE

MOVE



Send Your Wish List By Email

Click **Send this wishlist** after you chose one of the wish lists from the list.



Provide up to 10 email addresses.

Click **Send**.

Send wishlist "My wishlist"	
Email 1	<input type="text" value="anyone@some-email.com"/>
Email 2	<input type="text" value="myself-a-copy@my-email.net"/>
Email 3	<input type="text"/>
SEND CANCEL RESET	

Review the Email

When you receive the email, **click on the link** to view the wish list that was sent to you.

Super User Tip:

RIGHT CLICK AND "COPY LINK" TO GET THE URL FOR YOUR WISH LIST.

THE LINK IN YOUR EMAIL NEWSLETTER, OR MAKE A QR CODE WITH IT.



Hi,

MESSAGE FROM TEACHING & LEARNING STUFF

Best Teacher indicated you may want to see his/her wishlist.

[My wishlist](#)

Teaching & Learning Stuff powered by PrestaShop™

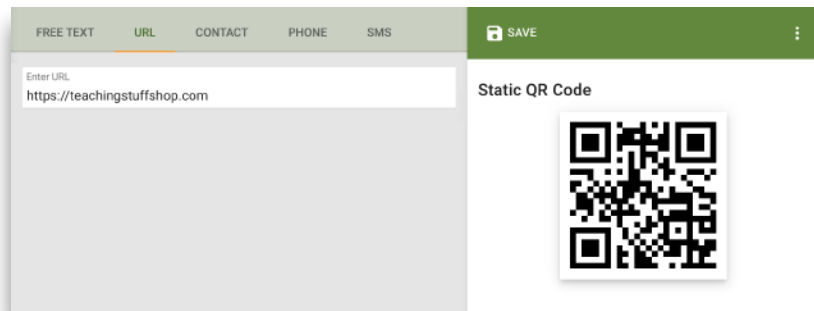


Make a QR Code to Share Your Wish List

Making a QR code is quick and easy. Google “QR Code Generator.” We like www.the-qrcode-generator.com.

Enter the wish list URL you copied from the email, and save the QR code image to your computer.

Include it in an email, or put it in your profile on your school’s website. You can also print it out and use the cover of these instructions to make a sign for parents or your PTO.



Purchase Items From My Wish List

Each item in the wish list can be added to your cart for purchase. **Click on the + icon below each product’s image.**

Click on the cart icon in the upper right corner to check out.

